



# **Slim In**

## **Air Conditioner**

### **COSMOTEC MISSION...**

is to be the premier provider of energy efficient thermal management products for industrial applications.

**2015**

# Indoor/Outdoor Air Conditioners - SLIM IN

Indoor	EVE05	EVE10	EVE14	EVE20	
Specification	EVE05U12037000	EVE10U12037000	EVE14U12037000	EVE20U12037000	EVE20U12207000
Power Supply - V-Ph-Hz	115-1-60	115-1-60	115-1-60	115-1-60	230-1-50/60
Cooling Capacity L35L35 - W(BTU)	550 (1,878)	1,150 (3,927)	1,500 (5,123)	2,200 (7,513)	
Cooling Capacity L35L50 - W(BTU)	450 (1,537)	800 (2,732)	1,250 (4,269)	1,800 (6,147)	
Dimensions - mm	957 x 375 x 212	957 x 375 x 212	1665 x 454 x 197	1665 x 454 x 197	
Dimensions - in	37.7 x 14.8 x 8.4	37.7 x 14.8 x 8.4	65.6 x 17.9 x 7.8	65.6 x 17.9 x 7.8	
Max Running Current / Starting Current - A	3.6/15	5.9/29.5	9.5/44	13.5/57.5	6.8/24
Power Consumption L35L50 - W	380	750	910	1,480	1,570
Air Flow (free blowing) - m3/h(CFM)	330 (194)	330 (194)	575 (338)	860 (506)	
Ambient Temperature Limits - °F	68° to 131°	68° to 131°	68° to 131°	68° to 131°	
Protection Level	Type 12	Type 12	Type 12	Type 12	
Noise Level - dB(A)	58	58	57	65	
Weight - kg(lbs)	34 (75)	34 (75)	50.5 (111)	54.5 (120)	

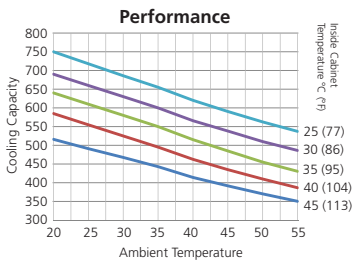
Outdoor	EVO05	EVO10	EVO14	EVO20	
Specification	EVO05U12037000	EVO10U12037000	EVO14U12037000	EVO20U12037000	EVO20U12207000
Power Supply - V-Ph-Hz	115-1-60	115-1-60	115-1-60	115-1-60	230-1-50/60
Cooling Capacity L35L35 - W(BTU)	550 (1878)	1150 (3927)	1500 (5123)	2200 (7513)	
Cooling Capacity L35L50 - W(BTU)	450 (1537)	800 (2732)	1250 (4269)	1800 (6147)	
Dimensions - mm	957 x 375 x 230	957 x 375 x 230	1665 x 454 x 203	1665 x 454 x 203	
Dimensions - in	37.7 x 14.8 x 9.1	37.7 x 14.8 x 9.1	65.6 x 17.9 x 8	65.6 x 17.9 x 8	
Max Running Current / Starting Current - A	3.6/15	5.9/29.5	9.5/44	13.5/57.5	6.8/24
Power Consumption L35L50 - W	380	750	910	1480	1570
Air Flow (free blowing) - m3/h(CFM)	330 (194)	330 (194)	575 (338)	860 (506)	
Ambient Temperature Limits - °F	-40° to 131°	-40° to 131°	-40° to 131°	-40° to 131°	
Protection Level	Type 4 or 4X (optional)	Type 4 or 4X (optional)	Type 4 or 4X (optional)	Type 4 or 4X (optional)	
Noise Level - dB(A)	58	58	57	65	
Weight - kg(lbs)	34 (75)	34 (75)	50.5 (111)	54.5 (120)	



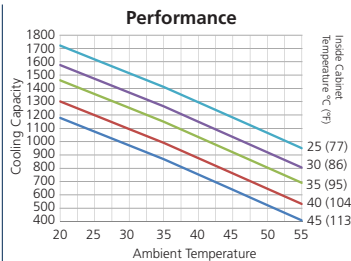
• All EVE/EVO units are UL listed

• other sizes and voltages available

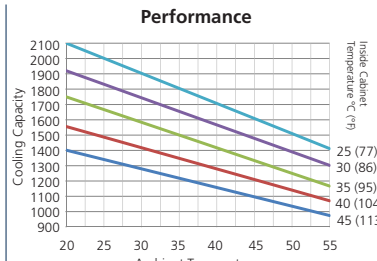
EVE05 / EVO05



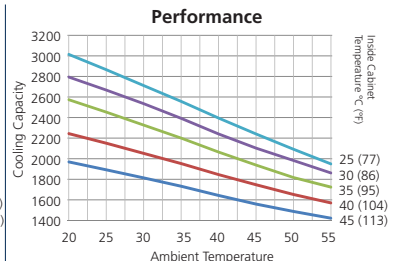
EVE10 / EVO10




EVE14 / EVO14



EVE20 / EVO20



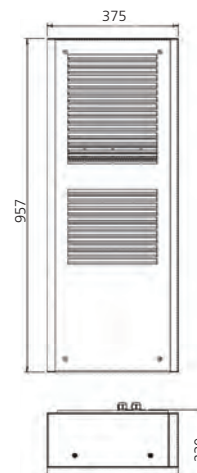
EVE05 / EVE10



EVE14 / EVE20



EVO05 / EVO10



EVO14 / EVO20



# STULZ Global Presence



**Production Facilities:** U.S.A. • Germany • Italy • China • India  
**On-Site Product Support:** Worldwide

*globally close to you*



Cosmotec Industrial Cooling, a part of STULZ Air Technology Systems, Inc.  
1572 Tilco Drive, Frederick, Maryland 21704  
Phone: 800-465-9241  
Service: 888-529-1266  
E-mail: [info@stulz-cosmotec.com](mailto:info@stulz-cosmotec.com)

[us.stulz-cosmotec.com](http://us.stulz-cosmotec.com)  
[thermal.stulz-cosmotec.com](http://thermal.stulz-cosmotec.com)  
(Thermal Calculation Tool)



ISO-9001 Quality Registered